





ENQUIRY FORM

(please mark with a cross where applicable)

- 1)  Machine tools  General mechanical engineering  Engineering offices, university, HS, institute  Electrical engineering

Application:

2) Air volume [m³]:

3) Coolant/lubricant:

4) Installation position:

-  Horizontal  Overhead  Vertical

5) Options:

- Flame arrester Sensor to detect the position of the pressure relief lamella

6) Quantity:

7) Remarks:

8) Contact data:

Company:

Name, first name:

Address:

Email:

Phone:




PRODUCT INFORMATION

Versatile Pressure Relief Dampers from MöllerWerke



HIGHLIGHTS



- 1 Explosion-resistant steel frame
- 2 Automatically closing lamella made of high-strength spring steel
- 3 Extinguishing, integrated flame arrester (optional)

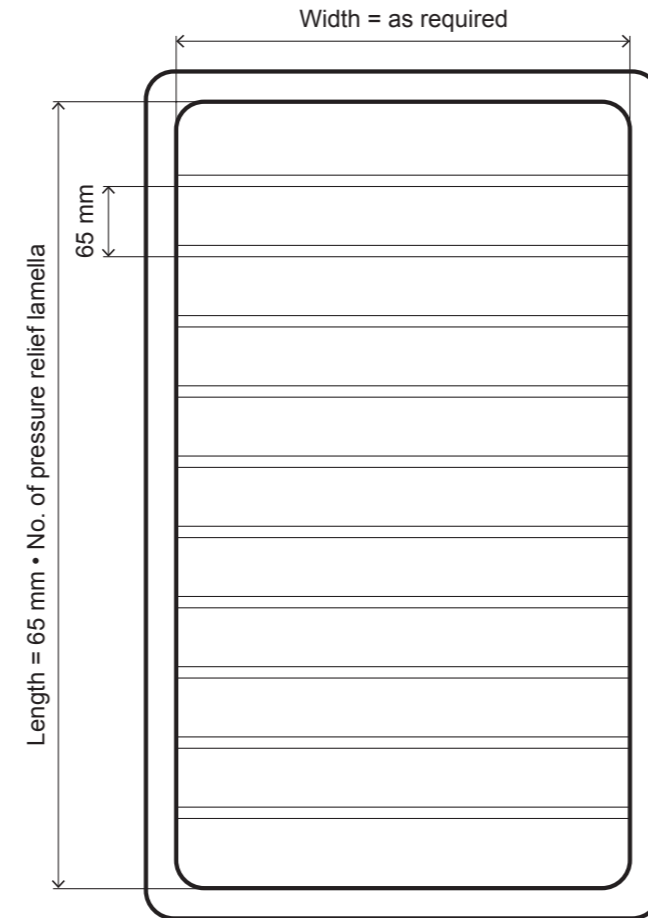
PRODUCT DESCRIPTION

Safety first: the tried and tested pressure relief dampers from MöllerWerke can be individually deployed in machine tools, fire protection systems and in electrical engineering and construction applications. To ensure you are well-prepared for an emergency, this range of products has been specifically designed for strength and heat resistance. In the event of excess pressure, the pressure relief cover reliably prevents injuries and damage. In doing so it meets the strict fire and explosion protection requirements of the German BGI and GUV. When used in machine tools, the pressure relief cover can optionally also be fitted with a flame arrester that reliably prevents flames escaping.

© MöllerWerke GmbH EN 11/2017 Subject to material and technical changes.

TECHNICAL DATA AND BASIC SHAPES

Product properties	MöllerWerke pressure relief cover	MöllerWerke pressure relief cover with flame arrester
Version for wall/overhead installation	✓	✓
Response pressure	< 1 mbar	< 1 mbar
Automatic closing after explosion	✓	✓
Multiple use possible, no deformation	✓	✓
No incidence of hazardous projectiles	✓	✓
Extinguishing of flames	–	✓
Distance of up to 0.5 m to ceilings, walls and objects	–	✓
Compliance with BGI/GUV-I 719/R7	✓	✓



Total height:
 Without flame arrester: 70 mm
 With flame arrester: 150 mm

STRUCTURE AND FUNCTION

The structure of the MöllerWerke pressure relief covers consists entirely of steel, stainless steel and spring steel elements. In the event of excess pressure of 1 mbar, the freely and adjustably mounted lamella permit controlled pressure equalisation. The lamella then close automatically to prevent a renewed entry of oxygen. Safety and durability were principal areas of focus during design, ensuring that the pressure relief cover will resist multiple pressure waves without the elements managing to come loose and turn into hazardous projectiles.

CONNECTION AND GUIDE VERSIONS




- Screw connection to the machine on both sides using the support frame

PARAMETERS AND STANDARDS

- Response pressure of the pressure relief cover is < 1 mbar.
- The lamella close automatically after the explosion.
- Distance to neighbouring objects can be reduced to 0.5 m through use of the serviced flame arrester.
- Dimensions of the pressure relief cover can be scaled to the respective application.
- Dimension guideline: 0.1 m² relief area per m³ of machine volume. In special cases, our specialists will be happy to find a bespoke solution for you.
- Complete compliance with the BGI/GUV-I 719 / R7 regulations.

PRODUCT OPTIONS



- Complete package for explosion and fire protection: the integrated flame arrester
- Sensor for detecting the position of the lamella